

# SALTS MOULDABLE SEALS

HIGH ABSORPTION AND ADHESION

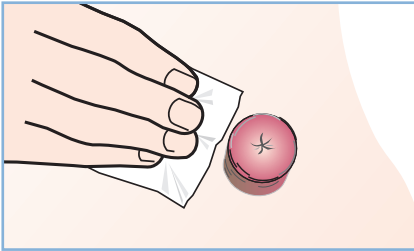


## Features:

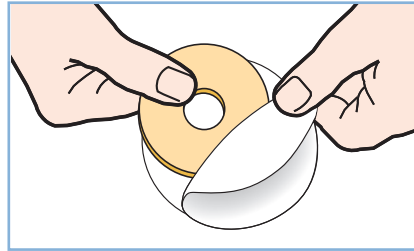
- ▶ Help to create a customised, comfortable, leak-resistant seal
- ▶ Available with and without extracts of Aloe Vera
- ▶ Aloe Vera extracts can help soothe and protect (SMSA only)
- ▶ Mould to the exact shape and size of the stoma
- ▶ Absorb and lock moisture away from the skin for a longer period of time, helping to prevent output from causing irritation
- ▶ Adhere to wet skin, thanks to their superior stickiness
- ▶ Stay in place, even when the body twists and turns
- ▶ Can be stretched, broken and reshaped without the need for any warming
- ▶ Many sizes available: SMSA – 5 sizes; SMS – 3 sizes
- ▶ NEW 35–70mm size to cater for larger or loop stomas (SMSA only)
- ▶ Suitable for all stoma types



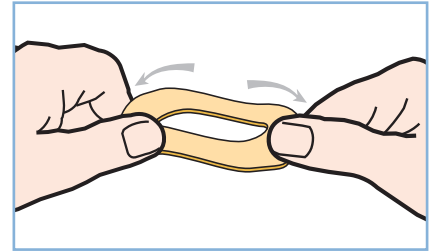
## HOW TO APPLY



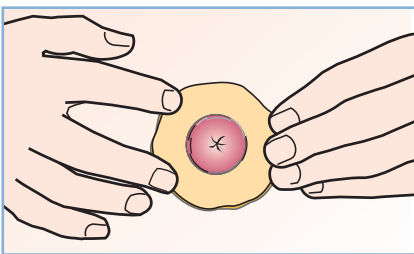
1 Clean and dry the area around the stoma to make sure it's free from grease or creams.



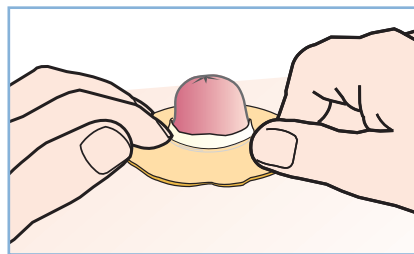
2 Carefully remove the paper from both surfaces of the mouldable seal.



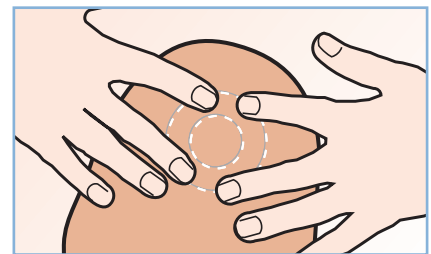
3 Use your fingers to gently mould the seal to the required shape. Either side can be placed against the skin.



4 Carefully mould the seal so it fits snugly, with all skin directly around the stoma covered.



5 Flatten the outer edge of the seal with your fingertips.



6 **One-piece users** Put the pouch over the seal and briefly hold it in position.  
**Two-piece users** Put the flange over the seal, then attach the pouch as usual.

## MOULD INTO SHAPE TO SUIT YOUR PERSONAL REQUIREMENTS



### SALTS MOULDABLE SEALS WITH ALOE

SIZE	DIAMETER	THICKNESS	ORDER CODES	PACK SIZE
Thin	15mm – 40mm	3mm	SMSAT15	30
Thin	35mm – 70mm	3mm	SMSAT35	30
Standard	15mm – 40mm	4.2mm	SMSAS15	30
Standard	35mm – 70mm	4.2mm	SMSAS35	30
Large	15mm – 100mm	3mm	SMSAL	10

### SALTS MOULDABLE SEALS

SIZE	DIAMETER	THICKNESS	ORDER CODES	PACK SIZE
Thin	50mm	3mm	SMST	30
Standard	50mm	4.2mm	SMSS	30
Large	100mm	3mm	SMSL	10