



Validating Salts research  
into healthy stoma skin

## DERMACOL



STOMA SIZE	PRODUCT CODE	PACK SIZE
20mm – 23mm	DC23	30
24mm – 26mm	DC26	30
27mm – 29mm	DC29	30
30mm – 32mm	DC32	30
33mm – 35mm	DC35	30
36mm – 38mm	DC38	30



100% designed and manufactured in the UK

For free samples

FREEPHONE 0800 626388 – UK

FREEPHONE 1-800 408508 – Ireland

or [www.saltsstomacare.co.uk](http://www.saltsstomacare.co.uk)

**SALTS**  
HEALTHCARE

© Registered trademarks of Salts Healthcare Ltd. © Salts Healthcare Ltd 2009. Products and trade marks of Salts Healthcare Limited are protected by UK and foreign patents, registered designs and trade marks. For further details, please visit [www.salts.co.uk](http://www.salts.co.uk)

RM763628 09/09/30K

**Dermacol**<sup>®</sup>  
stoma collar FOR COMPLETE SECURITY

STOMA  
SOLUTIONS

# No more leaks for any body



Validating Salts research  
into healthy stoma skin

**SALTS**  
HEALTHCARE

Excellence in stoma care

# Everyone can feel confident with new Dermacol®

Still suffering from leaks and sore skin? Perhaps you haven't heard of new Dermacol. This incredibly simple yet highly innovative product, recently launched by Salts Healthcare, is making life easier for everyone. Available on prescription, Dermacol is a unique stoma collar that provides

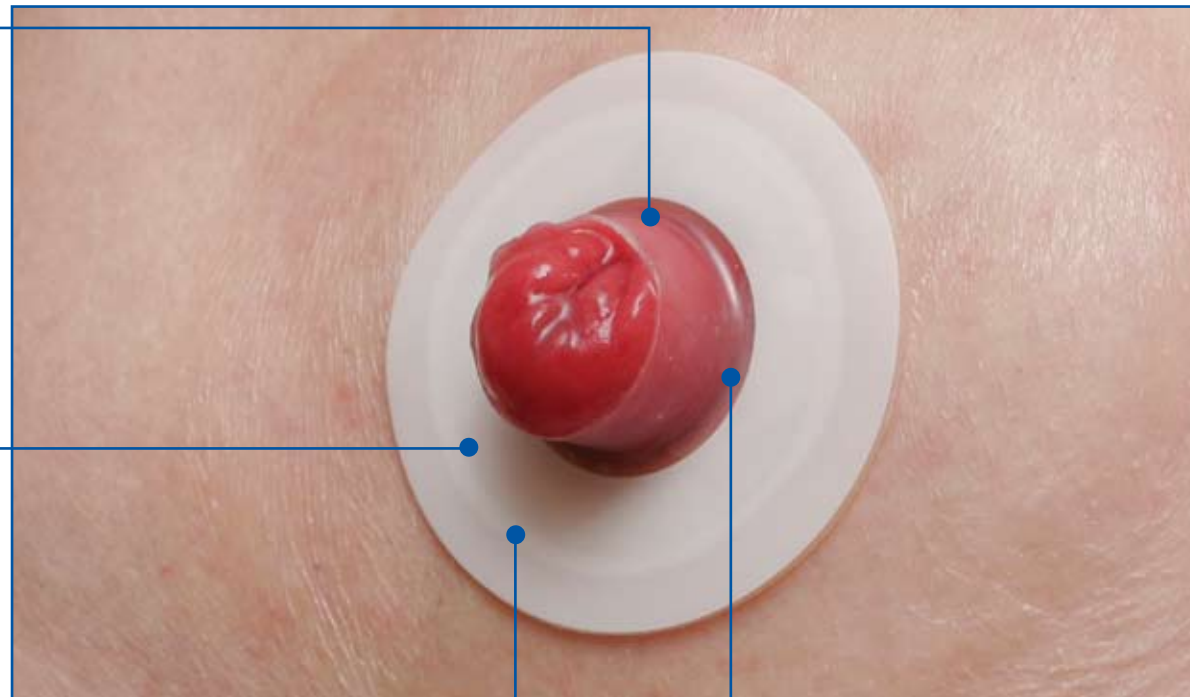
a leakproof barrier around the base of the stoma, preventing output from coming into contact with the skin. Best of all, Dermacol fits all shapes, sizes and types of stoma. So whether you're a one-piece or two-piece user, everyone has the chance to stop leaks for good.

## Ideal size and height

Scientifically developed to be the perfect height and width. But don't worry if the collar is slightly too long for your stoma – it can simply be trimmed.

## Easy to apply

There are three easy ways to attach Dermacol. Use this leaflet to find the best method for you.

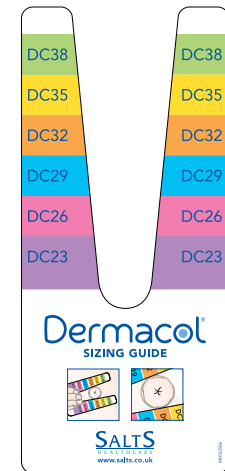


## Skin-friendly wafer

The hydrocolloid wafer, research into which is accredited by the British Skin Foundation, is perfect for young, delicate or sensitive skin.

## Soft and flexible collar

Thin and flexible, Dermacol bends, twists and turns with active bodies, staying flush to the skin without forming creases.



## 6 colour-coded sizes

Use the simple colour-coded sizing guide to help you find the correct Dermacol product for a perfect fit.



Validating Salts research into healthy stoma skin

# Dermacol® is proven to work on all types of stoma

Lab tests and patient assessments prove that Dermacol can be used on everyone from babies and beyond. In a recent UK study, we asked 33 females and 36 males to determine the effectiveness of Dermacol. This is what they found...

*"Soft against the skin."*

*"Stayed in place the whole day."*

*"I felt comfortable all day long."*

*"It's changed my life. Thank you."*

*"I had no leaks whatsoever."*



# Dermacol® fits more stomas than you think

Dermacol may look like it only fits stomas that are perfectly round. But, in fact, it is just as effective on long, short, moderately oval, and flush stomas. It has even been used successfully by people with creases or crevices around their stomas, hernias and urostomies.

## Dermacol for short stomas

A seal can still be achieved, even if your stoma is too short. The collar can be trimmed down to ensure it doesn't cover the end of the stoma. First, snip into the collar at intervals; then trim around the collar to get a perfect length.



## Dermacol for oval stomas

The Dermacol collar is so flexible, it will stretch to accommodate a moderately oval stoma. Use a slightly oversized collar to achieve a better fit. Just make sure the collar clings mostly to the underside of the stoma to prevent leakage.



## Dermacol for hernias

If you have a hernia, Dermacol will still work for you. Try application method 2 (see overleaf): applying the collar to your flange (1- or 2-piece) to ensure a good seal is made. Then apply both together. This will stop leak paths from developing on an uneven surface around the stoma.



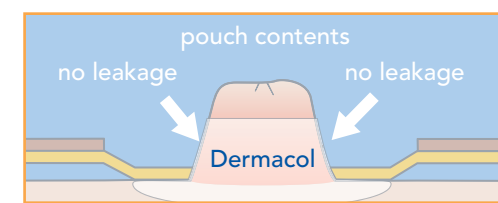
## Dermacol for flush stomas

Used in conjunction with convex products (1- or 2-piece) Dermacol will still achieve a leakproof fit.



## Dermacol for urostomies

Dermacol's unique polyurethane collar moves with your body and will resist breakdown by urine.



# There's more than one way to fit Dermacol®

It's important to keep trying with Dermacol until you find the perfect fit. We believe there's a Dermacol for *everyone*. So if you've tried one method and it hasn't worked for you, why not try another – or ask your stoma care nurse for help.

Whatever you choose, Dermacol comes away easily with the pouch or flange on removal.

## Method 1



Attach the Dermacol to your skin first, then put the pouch on in the usual way.

## Method 2



Attach the Dermacol to your pouch first, then fit both onto the stoma.

## Method 2 (for two-piece users)



Attach the Dermacol to your flange first, then fit both onto the stoma.

# Two easy steps to start using Dermacol®

## 1 Use your FREE sizing guide.

Getting the size right will make sure your Dermacol works effectively. Dermacol has been designed to prevent contents from touching the skin around your stoma. That's why the collar part needs to fit snugly around the stoma, without being too tight.

## How to use the Dermacol sizing guide.

The simple colour-coded sizing guide has been designed to help you find the right size of Dermacol collar. There's a wide range of collars to suit different stoma sizes, so you're sure to find a Dermacol to suit you.

## 2 Call us for help or to order your FREE sample.

To find out more about Dermacol, request a sample or to give us your reading from the sizing card and place an order, please call:

**Freephone 0800 626388 – UK**

**Freephone 1-800 408508 – Ireland**

If you think you may have ordered the incorrect size, simply contact us and request the next size larger/smaller.

Carefully  
slide the guide  
up and around  
your stoma.

When you have two edges of the size guide slightly touching the stoma, stop and read the collar number from the chart: this is the ideal collar size. Remember to check the size of your stoma regularly.

